




Install the 22R carburetor adapter onto the CA100 as pictured





Use the 3 screws from the 22R gasoline carburetor

Install the single screw from the 22R gasoline carburetor. Notice the idle speed adjustment





Remove three screws that hold the throttle plate to the carburetor



Remove one screw from the side

Remove this clip and separate the carburetor from the throttle plate

